


NTG

INDOOR MONOBLOC UNITS FOR SHELTERS WITH INVERTER COMPRESSOR - DISPLACEMENT VERSION



		0060	0085
Conditions: Inlet air 27°C - 40% r.h.; Outside air temperature 35°C			
Total cooling capacity	kW	6.7	8.5
SHR	-	0.89	0.81
Refrigeration cycle EER	-	3.44	3.24
Total absorbed power	kW	2.6	3.2
Conditions: Inlet air 30°C - 35% r.h.; Outside air temperature 35°C			
Total cooling capacity	kW	6.9	8.9
SHR	-	0.95	0.85
Refrigeration cycle EER	-	3.52	3.36
Total absorbed power	kW	2.6	3.3
Evaporator air flow	m ³ /h	1500	1500
Condenser air flow	m ³ /h	2400	2400
Power supply	V/ph/Hz	230/1/50	230/1/50
Dimensions (L x H x D)	mm	730 x 1640 x 400	930 x 1640 x 400

Also available with 60 Hz power supply

ITALIAN
COOLING
SOLUTIONS

HiRef

INDOOR MONOBLOC UNITS FOR SHELTERS WITH INVERTER COMPRESSOR - DISPLACEMENT VERSION

NTG



HiRef

HIREF S.p.A.
Viale Spagna, 31/33
35020 Tribano (PD) Italy
Tel. +39 049 9588511
Fax +39 049 9588522
e-mail: info@hiref.it
www.hiref.it

HiRef S.p.A reserves the right, at any time, to introduce any necessary changes and improvements in its products without prior notice.
Reproduction, even partial, of this catalogue is forbidden without a written permission from HiRef S.p.A.



HF65000682 Rev.A

© Copyright HiRef S.p.A. 2019

7 - 9 kW



NTG

INDOOR MONOBLOC UNITS FOR SHELTERS WITH INVERTER COMPRESSOR - UPFLOW VERSION

● SHELTER SAFETY



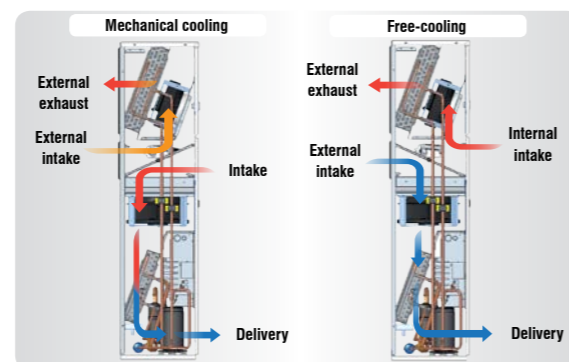
All models in the **NTG** range feature evaporating coils with hydrophilic coating. This special coating - together with an adequate adjustment of air through-flow speeds - helps condensate collection during the dehumidification process, avoiding dripping on the inside and outside of the unit.

● SIMPLE & FAST INSTALLATION

The monobloc construction ensures fast installation as no connecting refrigeration piping needs on-site laying. Thanks to the Plug & Play configuration, wall mounting and electrical connection of the unit are considerably simplified. The peculiar internal design facilitates front access to the components, even with the unit running. This aspect, combined with the fully removable filters and Free-Cooling damper, if any, is highly useful for routine maintenance operations. The unit has been designed to be installed directly on the door or on the wall of the shelter.



● MAXIMISED ENERGY SAVING WITH DIRECT FREE-COOLING



The units can be equipped (on request) with a direct Free-Cooling module. This system, which can also be retrofitted on site on units already in operation, reduces compressor work requirements and, under full Free-Cooling conditions, allows the compressor to be turned off, with major effects on the system PUE (Power Usage Effectiveness).

● MAXIMISED REDUNDANCY



Where coupled with DUAL power supply (mains + DC power system), the operating mode according to the Free-Cooling system maintains the environmental thermal conditions unaltered even in the event of a power failure. This will ensure uninterrupted operation of the conditioning system.

● UNIT SUITABLE FOR ANY KIND OF CLIMATE AND ENVIRONMENT

Depending on the environment in which the unit is installed, different outfitting layouts and configurations are available:

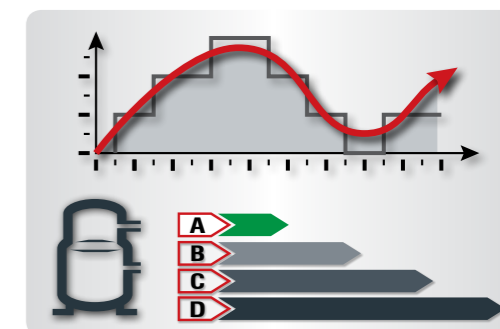
- In the case of extremely cold climates (down to -40 C), a version for low outdoor temperatures is available, equipped with silicone cables, Free-Cooling damper with own servomotor and heated with electric heating elements, dual casing heater and electrically heated control panel.
- For aggressive environments, dedicated metalwork can be ordered with 160 μ m double paint coating or made of AISI 316 stainless steel alloy.



● EFFICIENCY AND PRECISION

As cooling demand varies, the integrated microprocessor allows combined modulation of air flow - via control of the EC fans (as standard) - and cooling capacity, via speed control of the DC inverter compressors (supplied as standard).

This ensures not only accurate adjustment of ambient hygrothermal parameters but also maximised energy savings at partial loads.



- » Refrigerant R410A
- » Available version with dual power supply for emergencies: mains 230/400 V and emergency 24/48 VDC
- » Electric lamination valve with optional electronic control
- » Evaporating side fans available with EC motor
- » Control panel in separate enclosure